
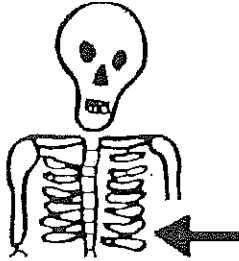

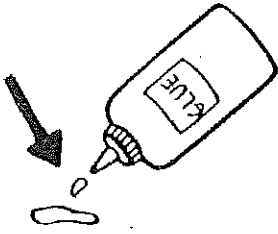

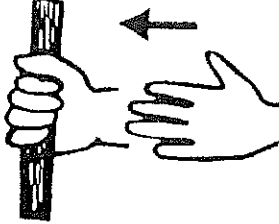





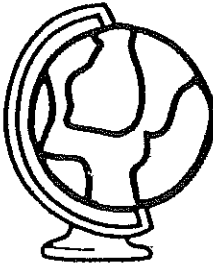


# Target Sound: Final /b/ Words

Practice the target sound at the level checked below:












- Read the words for 1-2 minutes while the student *listens*.
- Say each word as you point to the picture and have the student *repeat* it.
- Have the student *name* each picture.
- Have the student use each word in a *sentence*.
- Other instructions: \_\_\_\_\_

<p>Abe</p> 	<p>rib</p> 	<p>cub</p> 
<p>dab</p> 	<p>crib</p> 	<p>grab</p> 
<p>blob</p> 	<p>bulb</p> 	<p>ice cube</p> 
<p>sob</p> 	<p>gab</p> 	<p>globe</p> 

# Target Sound: Final /b/ Words

Practice the target sound at the level checked below:

- Read the words for 1-2 minutes while the student *listens*.
- Say each word as you point to the picture and have the student *repeat* it.
- Have the student *name* each picture.
- Have the student use each word in a *sentence*.
- Other instructions: \_\_\_\_\_

<p>tub</p> 	<p>web</p> 	<p>Bob</p> 
<p>knob</p> 	<p>crab</p> 	<p>rub</p> 
<p>cab</p> 	<p>job</p> 	<p>tube</p> 
<p>bib</p> 	<p>robe</p> 	<p>rob</p> 