



Follow The Dots

Directions: Read/say aloud all of the target words. Start on the arrow and say the word. Use your ink dauber to dot each circle as your travel to the next picture. Be sure to say the target word using your best speech before dotting each circle.




fox

START




fish




football



food







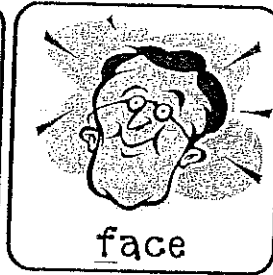


fire



fiddle


Looking For Dots

Directions: Read/say aloud all the words in the squares. Listen carefully as your instructor says one of the words. Find the little circles that contain the corresponding picture. Repeat the word once, and then dot one little circle. Continue repeating the word until you have dotted each little circle that contains the corresponding picture.

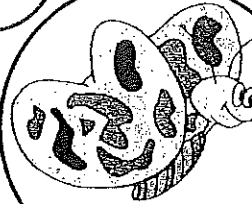


Dotting Circles


Directions: Read/say aloud all the words in the large circles. Then, take your ink dauber and mark each little circle as you say the picture eight times using your good F sound.



briefcase



butterfly



dog food



lifeguard



golfer

Rolling Dots

Directions: Read/say aloud all the words in the large circles. Roll the die. The number on the die determines how many times you must say the word. Use your ink dauber 1 dot in a circle each time you say the word. (If the die roll is three, say the word three times and mark out three circles.)

