
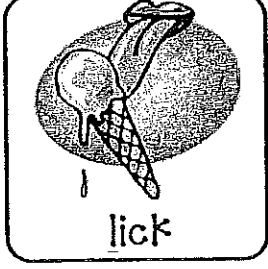
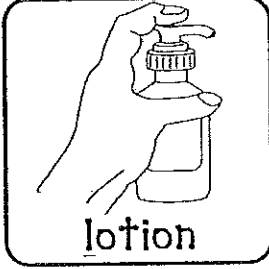





# Looking For Dots

Directions: Read/say aloud all the words in the squares. Listen carefully as your instructor says one of the words. Find the little circles that contain the corresponding picture. Repeat the word once, and then dot one little circle. Continue repeating the word until you have dotted each little circle that contains the corresponding picture.



# Follow The Dots

Directions: Read/say aloud all of the target words. Start on the arrow and say the word. Use your ink dauber to dot each circle as your travel to the next picture. Be sure to say the target word using your best speech before dotting each circle.



balloon



salad




pilot



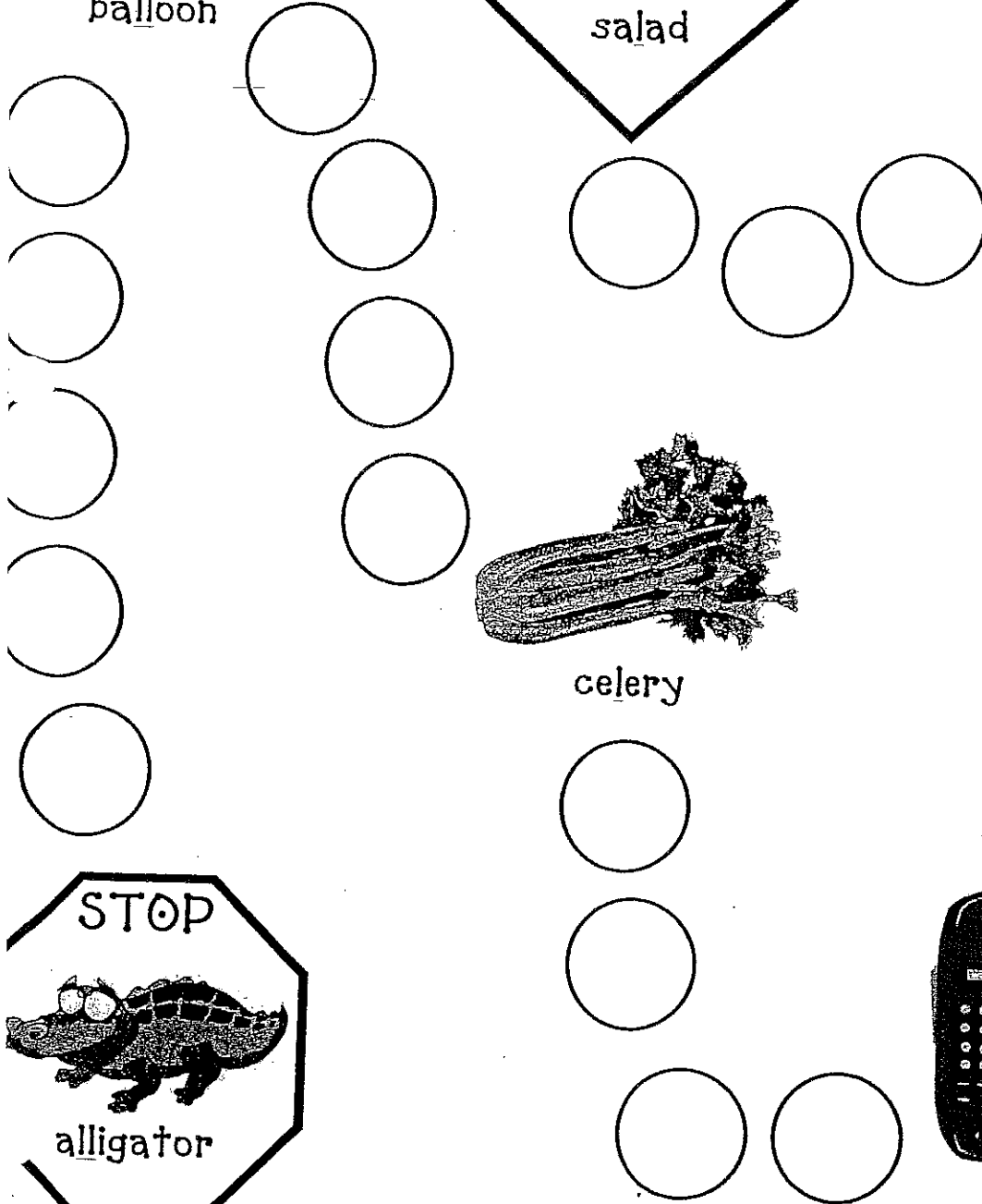
celery



alligator




telephone




# Looking For Dots

Directions: Read/say aloud all the words in the squares. Listen carefully as your instructor says one of the words. Find the little circles that contain the corresponding picture. Repeat the word once, and then dot one little circle. Continue repeating the word until you have dotted each little circle that contains the corresponding picture.




shell




camel



doll



school



pineapple

