
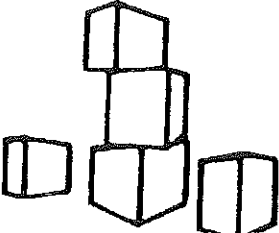


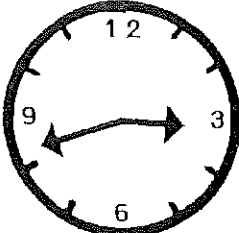

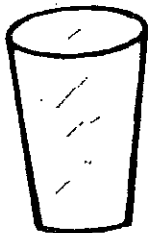







# Target Sound: Initial /l/ Blends

Practice the target sound at the level checked below:

- Read the words for 1-2 minutes while the student *listens*.
- Say each word as you point to the picture and have the student *repeat* it.
- Have the student *name* each picture.
- Have the student use each word in a *sentence*.
- Other instructions: \_\_\_\_\_

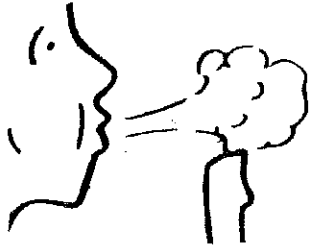
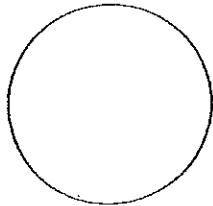
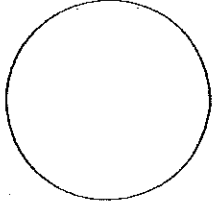
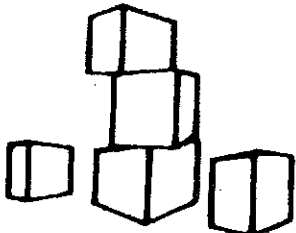
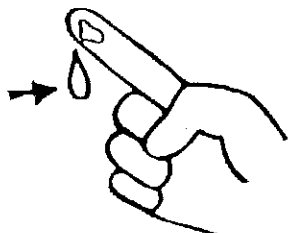







<p>blow</p> 	<p>blocks</p> 	<p>plane</p> 
<p>plug</p> 	<p>clock</p> 	<p>clown</p> 
<p>glass</p> 	<p>glove</p> 	<p>flag</p> 
<p>flower</p> 	<p>slide</p> 	<p>sleep</p> 

Name \_\_\_\_\_ Date \_\_\_\_\_ Parent's Signature \_\_\_\_\_

# Target Sound: Initial /b/ Blends

Practice the target sound at the level checked below:

- Read the words for 1-2 minutes while the student *listens*.
- Say each word as you point to the picture and have the student *repeat* it.
- Have the student *name* each picture.
- Have the student use each word in a *sentence*.
- Other instructions: \_\_\_\_\_

<p><b>blow</b></p> 	<p><b>blue</b></p> 	<p><b>black</b></p> 
<p><b>blocks</b></p> 	<p><b>blood</b></p> 	<p><b>blind</b></p> 
<p><b>blank</b></p> 	<p><b>blanket</b></p> 	<p><b>blender</b></p> 
<p><b>bloom</b></p> 	<p><b>blonde</b></p> 	<p><b>blush</b></p> 

# Target Sound: Initial /p/ Blends

Practice the target sound at the level checked below:

- Read the words for 1-2 minutes while the student *listens*.
- Say each word as you point to the picture and have the student *repeat* it.
- Have the student *name* each picture.
- Have the student use each word in a *sentence*.
- Other instructions: \_\_\_\_\_

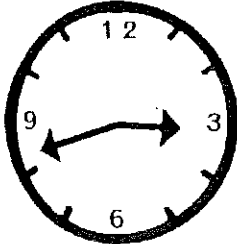


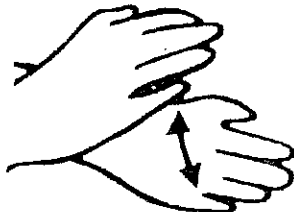








<p>play</p>	<p>plate</p>	<p>plug</p>
<p>plums</p>	<p>plane</p>	<p>please</p>
<p>place</p>	<p>plant</p>	<p>plaid</p>
<p>plenty</p>	<p>planets</p>	<p>pliers</p>

Name \_\_\_\_\_ Date \_\_\_\_\_ Parent's Signature \_\_\_\_\_

# Target Sound: Initial /k/ Blends

Practice the target sound at the level checked below:

- Read the words for 1-2 minutes while the student *listens*.
- Say each word as you point to the picture and have the student *repeat* it.
- Have the student *name* each picture.
- Have the student use each word in a *sentence*.
- Other instructions: \_\_\_\_\_

<p>clock</p> 	<p>clay</p> 	<p>class</p> 
<p>clap</p> 	<p>climb</p> 	<p>clown</p> 
<p>clouds</p> 	<p>clean</p> 	<p>clothes</p> 
<p>closet</p> 	<p>kleenex</p> 	<p>clippers</p> 

Name \_\_\_\_\_ Date \_\_\_\_\_ Parent's Signature \_\_\_\_\_

# Target Sound: Initial /gl/ Blends



Practice the target sound at the level checked below:

- Read the words for 1-2 minutes while the student *listens*.
- Say each word as you point to the picture and have the student *repeat* it.
- Have the student *name* each picture.
- Have the student use each word in a *sentence*.
- Other instructions: \_\_\_\_\_


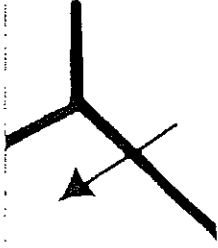

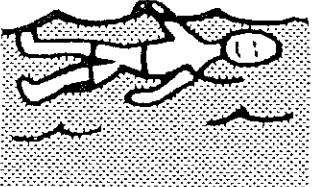




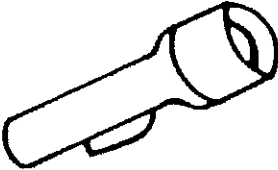


<p>glass</p>	<p>glasses</p>	<p>glad</p>
<p>glove</p>	<p>glue</p>	<p>glob</p>
<p>glows</p>	<p>globe</p>	<p>glider</p>
<p>glitter</p>	<p>gloomy</p>	<p>glaring</p>

Name \_\_\_\_\_ Date \_\_\_\_\_ Parent's Signature \_\_\_\_\_

# Target Sound: Initial /fl/ Blends

Practice the target sound at the level checked below:

- Read the words for 1-2 minutes while the student *listens*.
- Say each word as you point to the picture and have the student *repeat* it.
- Have the student *name* each picture.
- Have the stu
- Other instruc

<p>fly</p> 			<p>floor</p> 
<p>flying</p> 		<p>flash</p> 	
<p>flower</p> 	<p>flour</p> 		<p>flame</p> 
<p>flashlight</p> 	<p>flipper</p> 		<p>flamingo</p> 

# Target Sound: Initial /sl/ Blends

Practice the target sound at the level checked below:

- Read the words for 1-2 minutes while the student *listens*.
- Say each word as you point to the picture and have the student *repeat* it.
- Have the student *name* each picture.
- Have the student use each word in a *sentence*.
- Other instructions: \_\_\_\_\_

<p>slip</p> 	<p>slide</p> 	<p>sled</p> 
<p>sleep</p> 	<p>slow</p> 	<p>sleigh</p> 
<p>slim</p> 	<p>sleeve</p> 	<p>slice</p> 
<p>slope</p> 	<p>slippers</p> 	<p>slumber party</p> 

Name \_\_\_\_\_ Date \_\_\_\_\_ Parent's Signature \_\_\_\_\_

