













Target Sound: /l/ Blends in Phrases

Practice the target sound at the level checked below:

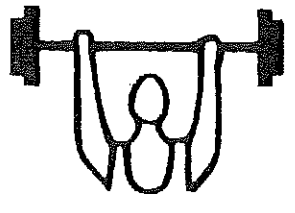
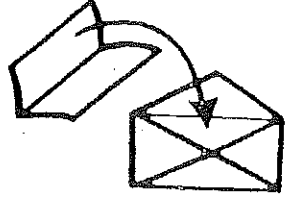






- Say each phrase as you point to the picture and have the student *repeat* it.
 Have the student *say* each phrase.
 Have the student use each phrase in a *sentence*.
 Other instructions: _____

<p>fly away</p> 	<p>black cat</p> 	<p>blast off</p> 
<p>Santa Claus</p> 	<p>boxing gloves</p> 	<p>1st place</p> 
<p>new clothes</p> 	<p>record player</p> 	<p>vacuum cleaner</p> 
<p>she's asleep</p> 	<p>drive slow</p> 	<p>What flavor?</p> 

Target Sound: /l/ in Phrases

Practice the target sound at the level checked below:

- Say each phrase as you point to the picture and have the student *repeat* it.
- Have the student *say* each phrase.
- Have the student use each phrase in a *sentence*.
- Other instructions: _____

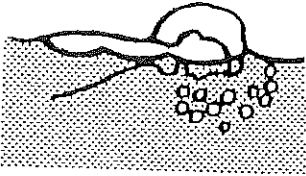
<p>polish your nails</p> 	<p>weight lifting</p> 	<p>stuff envelopes</p> 																																																	
<p>I'll spell it</p> 	<p>hurt my feelings</p> 	<p>leave me alone</p> 																																																	
<p>calendar helper</p>  <table border="1" data-bbox="397 1291 527 1428"> <thead> <tr> <th colspan="7">MONTH</th> </tr> <tr> <th>S</th> <th>M</th> <th>T</th> <th>W</th> <th>T</th> <th>F</th> <th>S</th> </tr> </thead> <tbody> <tr> <td></td> <td>1</td> <td>2</td> <td>3</td> <td>4</td> <td></td> <td></td> </tr> <tr> <td>5</td> <td>6</td> <td>7</td> <td>8</td> <td>9</td> <td>10</td> <td>11</td> </tr> <tr> <td>12</td> <td>13</td> <td>14</td> <td>15</td> <td>16</td> <td>17</td> <td>18</td> </tr> <tr> <td>19</td> <td>20</td> <td>21</td> <td>22</td> <td>23</td> <td>24</td> <td>25</td> </tr> <tr> <td>26</td> <td>27</td> <td>28</td> <td>29</td> <td>30</td> <td>31</td> <td></td> </tr> </tbody> </table>	MONTH							S	M	T	W	T	F	S		1	2	3	4			5	6	7	8	9	10	11	12	13	14	15	16	17	18	19	20	21	22	23	24	25	26	27	28	29	30	31		<p>Martin Luther King</p> 	<p>Fourth of July</p> 
MONTH																																																			
S	M	T	W	T	F	S																																													
	1	2	3	4																																															
5	6	7	8	9	10	11																																													
12	13	14	15	16	17	18																																													
19	20	21	22	23	24	25																																													
26	27	28	29	30	31																																														
<p>Special Olympics</p> 	<p>sign language</p> 	<p>a beautiful day!</p> 																																																	

Target Sound: /l/ Blends in Phrases


Practice the target sound at the level checked below:

- Say each phrase as you point to the picture and have the student *repeat* it.
- Have the student *say* each phrase.
- Have the student use each phrase in a *sentence*.
- Other instructions: _____

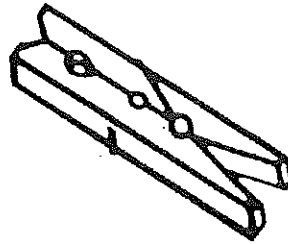
blow bubbles



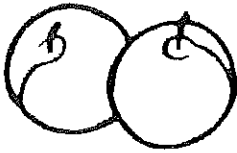
paper clip



clothes pin



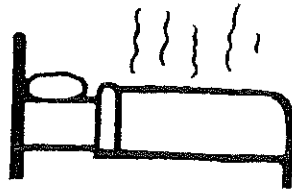
juicy plums




plastic bag



electric blanket



sly fox



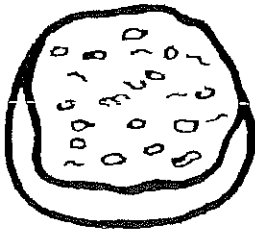
cheese slices



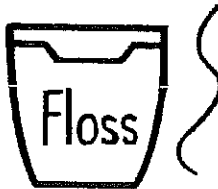
potted plant



english muffin



dental floss



her sunglasses



Name _____ Date _____ Parent's Signature _____

Target Sound: /l/ Blends in Phrases

Practice the target sound at the level checked below:


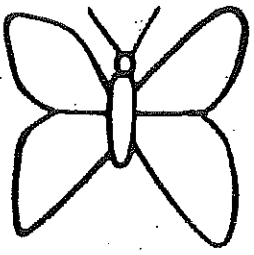





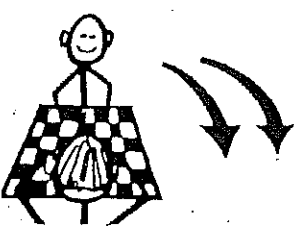




- Say each phrase as you point to the picture and have the student *repeat* it.
- Have the student *say* each phrase.
- Have the student use each phrase in a *sentence*.
- Other instructions: _____

<p>glass of water</p> 	<p>plug it in</p> 	<p>by the fireplace</p> 
<p>clean your room</p> 	<p>Can I play?</p> 	<p>sit on the floor</p> 
<p>please be quiet</p> 	<p>the wind blew</p> 	<p>on the playground</p> 
<p>it's bleeding</p> 	<p>a funny clown</p> 	<p>Glad to meet you</p> 

Target Sound: /l/ Blends in Phrases

Practice the target sound at the level checked below:

- Say each phrase as you point to the picture and have the student *repeat* it.
- Have the student *say* each phrase.
- Have the student use each phrase in a *sentence*.
- Other instructions: _____

<p>clear, blue skies</p> 	<p>a pretty butterfly</p> 	<p>a flock of birds</p> 
<p>vase of flowers</p> 	<p>horn of plenty</p> 	<p>ace of clubs</p> 
<p>You're getting close</p> 	<p>let's play again</p> 	<p>sharp saw blade</p> 
<p>go down the slide</p> 	<p>flat on your back</p> 	<p>8 o'clock alarm</p> 

Name _____ Date _____ Parent's Signature _____

Target Sound: Final // Blends in Phrases

Practice the target sound at the level checked below:

- Say each phrase as you point to the picture and have the student *repeat* it.
- Have the student *say* each phrase.
- Have the student use each phrase in a *sentence*.
- Other instructions: _____

<p>grilled cheese</p> 	<p>spilled milk</p> 	<p>I need help</p> 
<p>Old McDonald</p> 	<p>a cold drink</p> 	<p>all by myself</p> 
<p>howling wolf</p> 	<p>welcome Santa's elf</p> 	<p>soldiers on the shelf</p> 
<p>build houses</p> 	<p>seat belt</p> 	<p>World Series</p> 

Name _____

Date _____

Parent's Signature _____